



INSTALLATION GUIDE

2008-> Audi 3.0T, 4.2L, 3.2L S-Filter

Congratulations on your purchase of the AWE Tuning S-Filter for the 2008-10 A5 3.2L, 2008-> S5 4.2, 2010-> Audi B8 S4, 2008-> Q5 3.2L, and 2010-> S5 cabrio.

Exquisite build quality with industry leading performance distinguishes this air filter from all others.

Contact us with any installation questions.

215.658.1670

AWE-Tuning.com

sales@AWE-Tuning.com

PARTS AND TOOL LIST

- 1 AWE Tuning S-Filter air filter
- 2 M4 hex socket bolt

Required tools and materials:

- Flat tip screwdriver
- 13mm wrench
- T25 Torx
- T15 Torx
- Wire cutters
- 3mm hex key

Step 1

Open the hood.

Using a flat tip screwdriver, loosen the hose clamp holding the factory intake hose in place.




Figure 1

Step 2

Using a T25 Torx bit remove the air box lid and filter assembly.




Figure 2

Step 3

Release the two metal clips holding the plastic hose collar to the lid. Next, using a T15 Torx bit, remove the two screws securing the air filter element to the lid.

Remove and discard the large rubber o-ring beneath the air filter element.






Figure 3

Step 4

Install the AWE air filter into the airbox lid by lining up the rubber bosses on the filter with the openings in the airbox lid.



Use the supplied M4 bolts to secure the filter to the lid.




Step 5

Reinstall the plastic hose collar. Then reinstall the lid and filter assembly back in the car.

This is a re-usable air filter that can be cleaned when dirty and put back into service.

Please inspect the air filter element every 25,000 miles for integrity. Clean every 50,000 miles under normal operating conditions, sooner in dusty conditions. Contact AWE Tuning to purchase a filter maintenance kit.



ENJOY



Any questions or comments,
please do not hesitate to contact us:

1.888.565.2257
AWE-Tuning.com
sales@AWE-Tuning.com



AWE Tuning
2385C Maryland Road
Willow Grove, PA 19090
215.658.1670
sales@AWE-Tuning.com

Thank you for choosing AWE Tuning as your performance automotive parts supplier. Please remember that a performance car is only as strong as its weakest link. Therefore, it is vital that you maintain your vehicle to factory specifications.

By installing or using the purchased product, the Consumer accepts this warranty and any specific Manufacturer warranties enclosed.

Limited Warranty

The following warranty is valid only in the United States.

The Manufacturer's full warranty applies to all products sold.

Secor Ltd. (AWE Tuning) warrants to the original retail purchaser (Consumer) this product (Audi 3.0T, 4.2L, 3.2L S-Filter) against manufacturing defects for one year from date of original purchase.

Upon verification of warranty coverage, AWE Tuning will repair or replace the defective product at their discretion, without charge. This is the only remedy the Consumer has for any loss or damage, however arising, due to nonconformity in or defect of the product. This warranty does not cover consequential damage, loss of time or revenues, inconvenience, loss of use of vehicle, damage to the vehicle or components, or other incidental or indirect damage.

All warranties are void if the product was not installed by a certified auto mechanic, improperly serviced, modified, or used in a way not intended by the Manufacturer. Use of product in Motorsports or Racing conditions is grounds for warranty denial. Motorsports and Racing is an inherently abusive operational condition, and it is impossible to warranty for this type of usage.

The Consumer is responsible for ensuring that the product is installed in a safe and proper manner, and should cease usage of the product immediately if an unsafe or improper condition is noted. If an unsafe or improper condition is noted, the Consumer should then immediately contact the facility where the product was installed or AWE Tuning directly.

Please contact the original place of purchase for any warranty claims or explanations of this document.